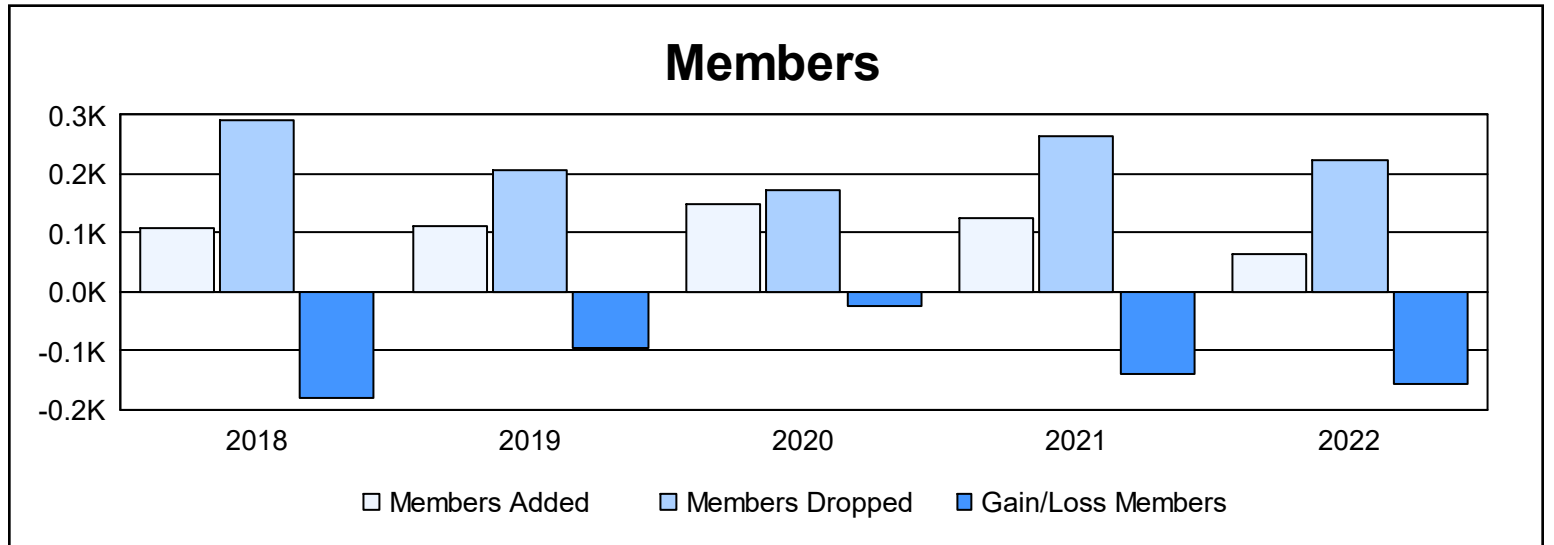
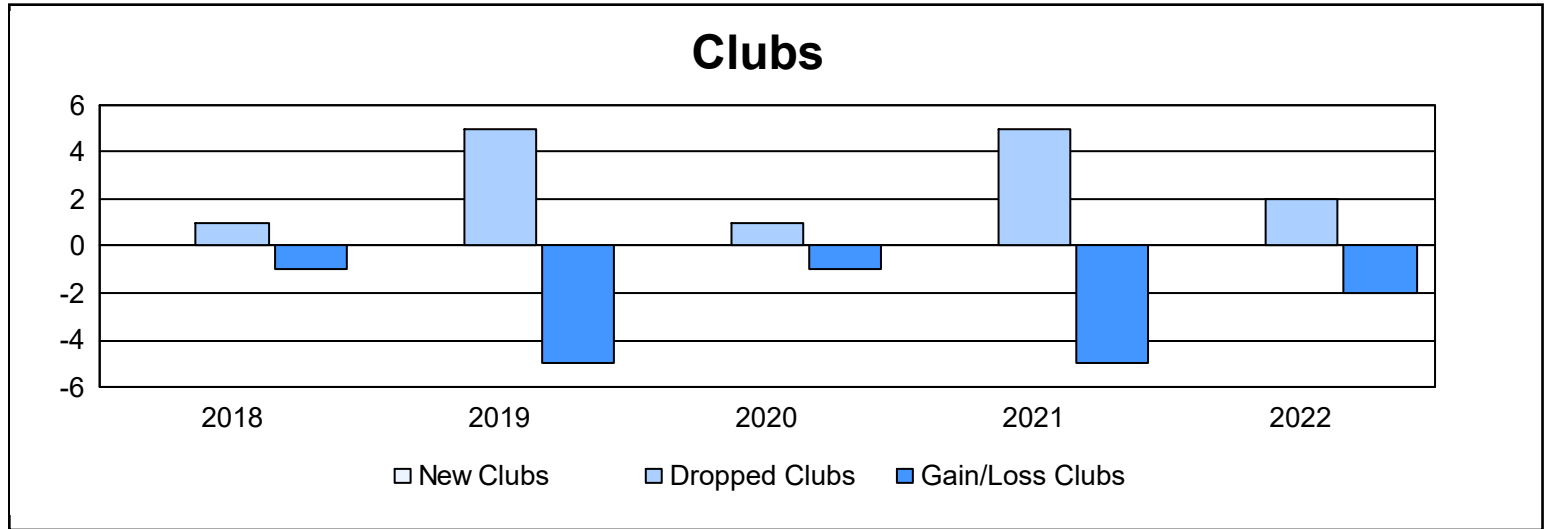
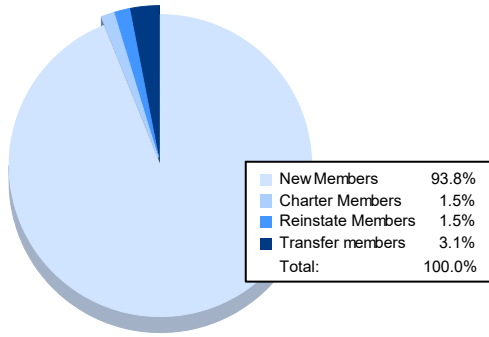


Year	New Clubs	Dropped Clubs	Gain/ Loss Clubs	New Members	Charter Members	Reinstate Members	Transfer Members	Total Member Added	Total Members Dropped	Gain/ Loss Members
2017-2018	0	1	-1	101	2	1	5	109	290	-181
2018-2019	0	5	-5	98	2	2	9	111	206	-95
2019-2020	0	1	-1	113	2	1	32	148	172	-24
2020-2021	0	5	-5	55	13	1	56	125	263	-138
2021-2022	0	2	-2	61	1	1	2	65	222	-157
<b>Average</b>	<b>0</b>	<b>3</b>	<b>-3</b>	<b>86</b>	<b>4</b>	<b>1</b>	<b>21</b>	<b>112</b>	<b>231</b>	<b>-119</b>



### Membership Composition June 2022 Cumulative



### Gender Composition June 2022 Cumulative

